

# EPPU

## Enics Phone Powering Unit

Phone Powering Unit provides a bridge over Ethernet to USB devices. It controls USB charging current. Up to 20 USB devices can be connected.

### What is it?

Phone Powering Unit enables systems where tens of USB devices are connected to one server. Virtual USB devices are created to server.

Physical location of PPU and USB devices can be far away from server itself in the same Ethernet subnet.

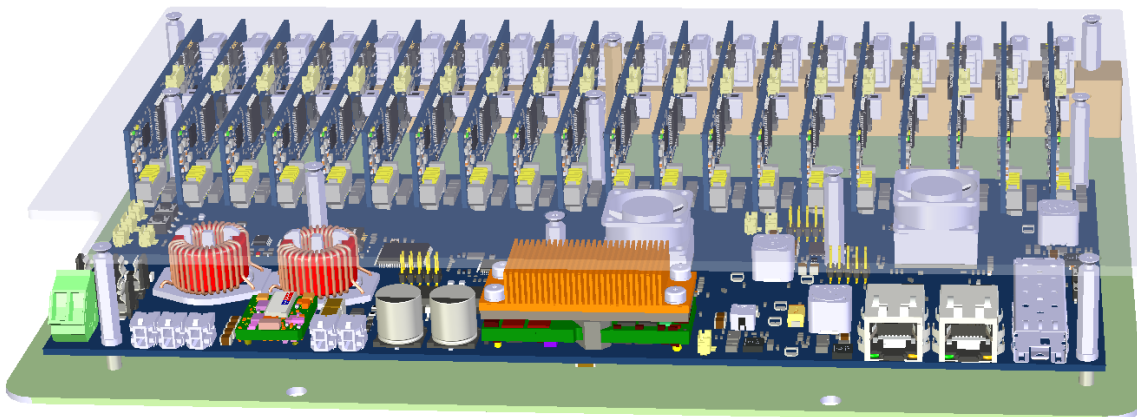
Phone Powering Unit can control USB charging current of connected USB devices. Charging control enables longer battery life.

It is possible to keep USB data connection alive when not charging the mobile device.

### Where is it used?

Phone Powering Unit is to be used in automated testing systems and in laboratory automation systems.

Phone Powering Unit can be implemented for example telecom base station end-to-end testing, mobile application testing, phone verification and many more.



### More information:

**Enics Raah Oy**  
Pajuniityntie 43, 92120 Raah, FINLAND

e-mail [sales.raah@enics.com](mailto:sales.raah@enics.com)

[www.enics.com](http://www.enics.com)

© Copyright Enics Group. All rights reserved.

## Technical Data

### General information

- Dimensions:  
L320 x W230 x H40 mm
- Supply Voltage:  
36...60 VDC (+ or - ground, isolated)
- Maximum input current:  
10 A
- Maximum input power consumption:  
350 W
- Fan power supply output:  
12V 2A max shared for three outputs
- Number of USB module slots:  
20
- Operating temperature range:  
0-40 C

### Connections

- 2 x Ethernet 10M/100M/1G
- 1 x SFP slot available, optical 1G
- Input power screw terminal 2,5-4 mm<sup>2</sup>
- 3 x FAN output connectors
- 2 x power control connectors

### USB Charging

- Maximum output current:  
2.5 A per USB port
- Current limit options:  
100mA, 250mA, 500mA...2500mA
- Output voltage range:  
Adjustable 2500mV...5200mV

### Remote Control

- Ethernet HTTP/TCP/UDP
- Web user interface
- Suitable for laboratory and test automation use

### Measurements

- Temperature measurements
- USB module output current measurement
- USB module output voltage measurement
- USB module total output current (calculated)

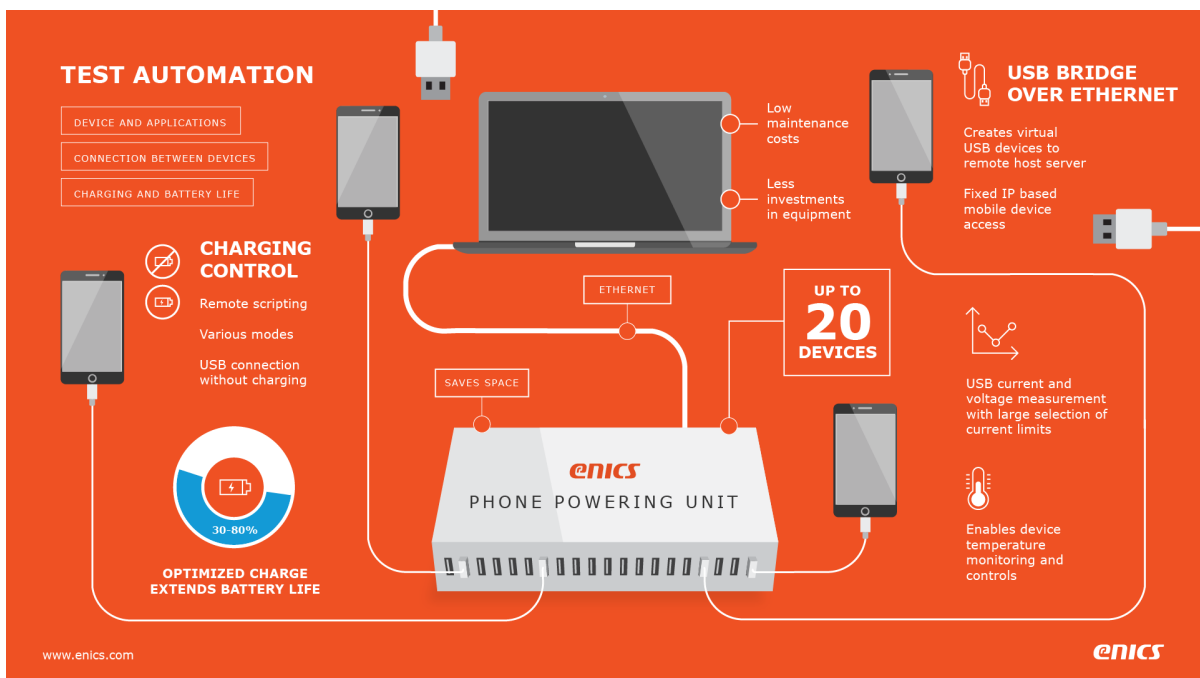
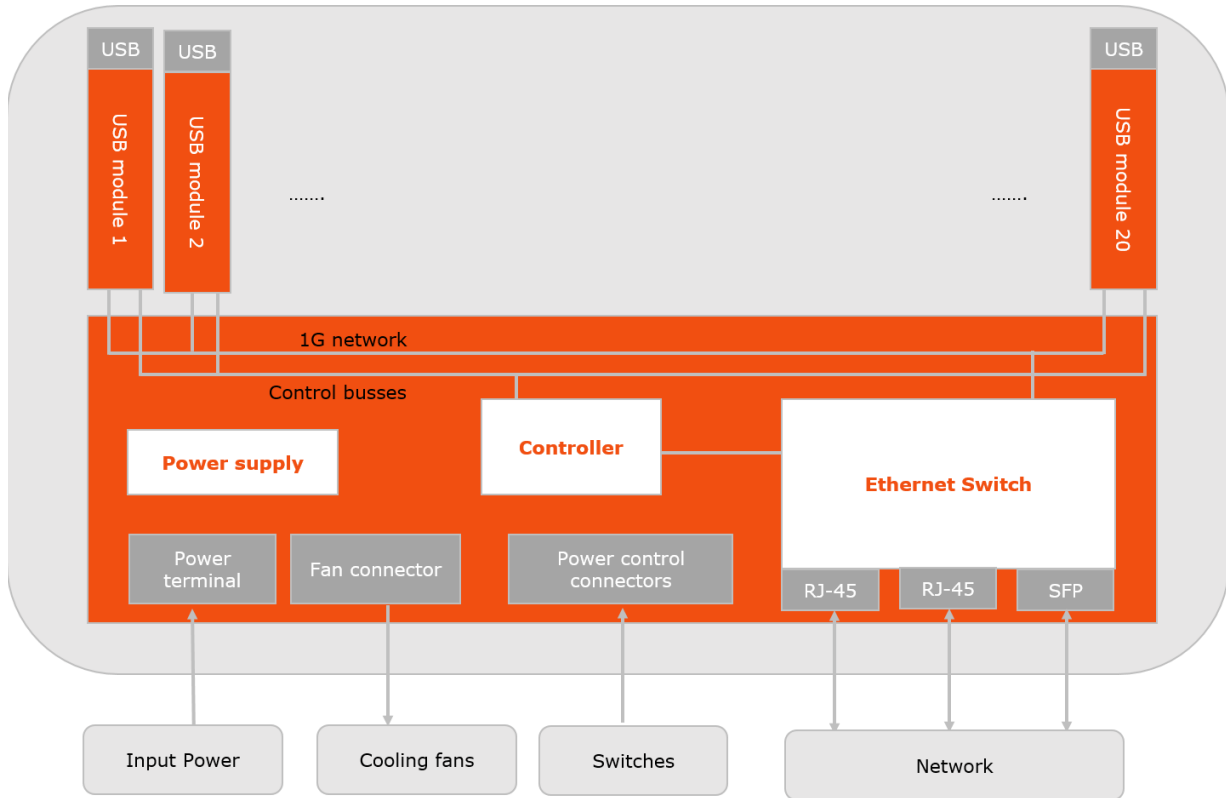
### Use Cases

- Base station end-to-end testing
- Mobile application development and testing
- Phone verification

---

#### More information:

## Functional Diagram



### More information:

**Enics Raah Oy**  
Pajuniityntie 43, 92120 Raah, FINLAND

e-mail [sales.raah@enics.com](mailto:sales.raah@enics.com)

[www.enics.com](http://www.enics.com)

© Copyright Enics Group. All rights reserved.